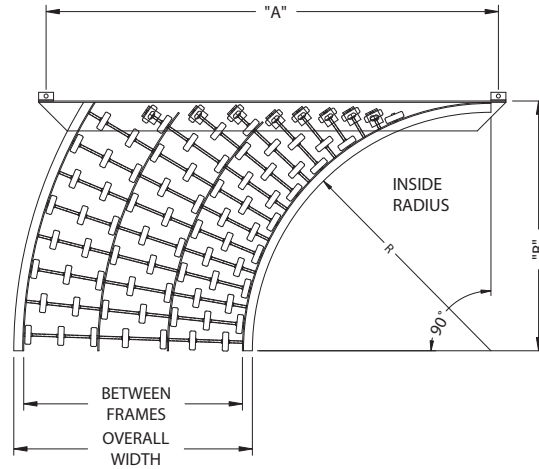
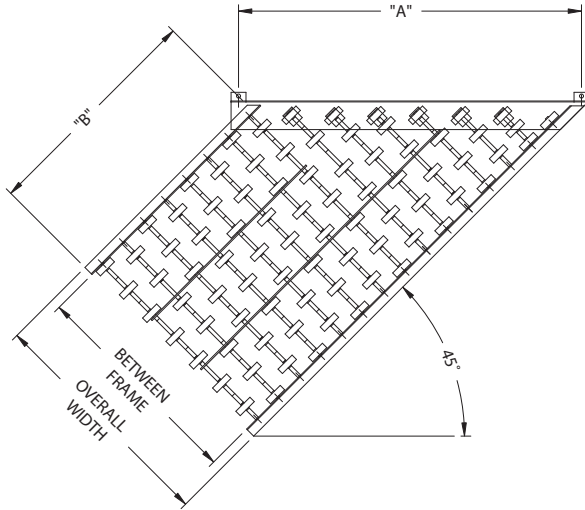


MODEL "GS" Gravity Skatewheel Spur Conveyor



SPECIFICATIONS

Widths - 12", 15", 18" and 24"

Bolt in cross members

Couplings - Bar or hooks on one end

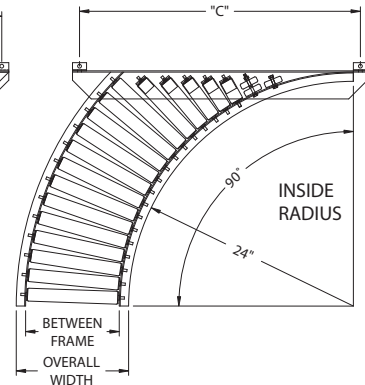
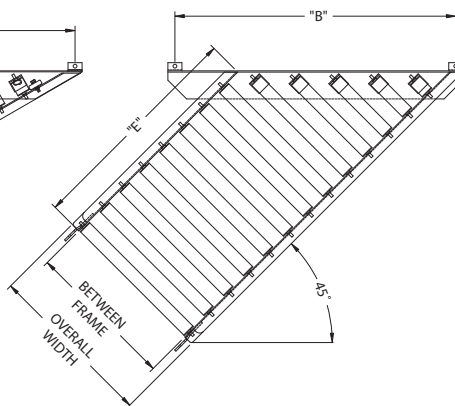
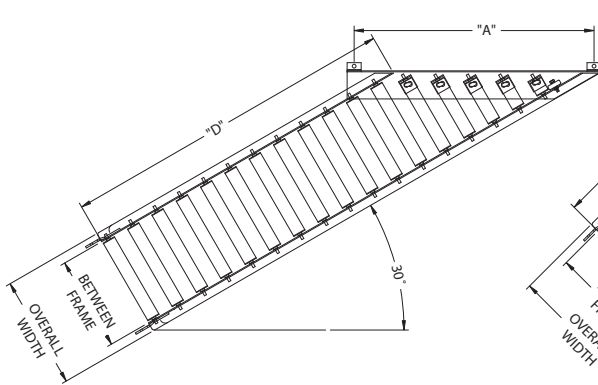
Right and left hand units

Spurs - 45° and 90°

Overall Frame Width	Model No.	45° SPUR					Model No.	90° SPUR				
		"A"	WPF	"B" Weights (lbs.)				"A"	"B"	"R"	WPF	Weights (lbs.)
				2'	3'	5'						
12"	12GS-45-25	21"	16	31	39	56	12GS-90-25	39"	37 1/2"	36"	16	67
15"	15GS-45-25	30"	16	34	43	62	15GS-90-25	39"	34 1/2"	33"	16	72
18"	18GS-45-25	30"	20	38	47	66	18GS-90-25	39"	31 1/2"	30"	20	77
24"	24GS-45-25	39"	28	44	57	83	24GS-90-25	51"	37 1/2"	24"	28	107

NOTE: Same per foot capacities as straight sections shown on page 77.

MODEL "138SRS" Gravity Roller Spur Conveyor



SPECIFICATIONS

Widths - 12", 15", 18" and 24"

Spurs - 30°, 45° and 90°

Couplings - Bar or hooks on one end

Right and left hand units

Bolt in cross members

Rollers - 1 3/8" diameter x 18 gauge galvanized rollers

Overall Frame Width	Model No.	30° SPUR				Model No.	45° SPUR				Model No.	90° SPUR	
		"A"	"D" Weights (lbs.)				"B"	"E" Weights (lbs.)				"C"	Weights (lbs.)
			2'	3'	5'			2'	3'	5'			
12"	138SRS-12-30	30"	35	43	64	138SRS-12-45	21"	31	39	60	138SRS-12-90	30"	29
15"	138SRS-15-30	39"	42	54	79	138SRS-15-45	30"	38	50	75	138SRS-15-90	39"	36
18"	138SRS-18-30	39"	48	62	91	138SRS-18-45	30"	44	58	87	138SRS-18-90	39"	42
24"	138SRS-24-30	51"	59	77	113	138SRS-24-45	39"	55	73	109	138SRS-24-90	51"	53

NOTE: Same per foot capacities as straight sections shown on page 83.